

# Savoy 50 / with benchtop

## ORDER FORM

### 1. Choose a Cabinet (Tick one)

**Cabinet Description:**  
Specify size & configuration.

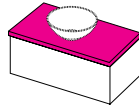
Savoy 50 - benchtop -

FOR EXAMPLE: Savoy 50 - benchtop - 1200 Wall - 1 Drawer - 1 Concealed Drawer

**Cabinet Code:**  
Refer to cabinet chart.

FOR EXAMPLE: 9009BT2-F1

### 2. Choose a BENCHTOP FINISH (Tick one)



HPL Woodgrain Savoy BT1 Finish

Specify HPL Colour:

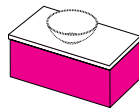
HPL Soft-Matte / Smooth Savoy BT2 Finish

Specify HPL Colour:

Cherry Pie® Savoy BT3 Finish

Specify Cherry Pie® Colour:

### 3. Choose a CABINET FINISH (Tick one)



Durashell® Classic White Satin Savoy F2 Finish

Durashell® Colour Savoy F3 Finish

Specify Durashell® Colour:

### 4. Choose a HANDLE (Write Selection)

Specify Soul Colour:

#### Additional notes:

### 5. Choose Basin(s) (Write Selection)

**NOTE:** Inset basins are not suitable with all concealed drawer options.  
Please refer to cabinet and basin charts.

Basin Name:

Basin Code:

Basin Colour:

#### No Basin Required

Cabinet supplied with Blank Top (no cuts outs)  
and standard plumbing cut outs in Drawer.

### 6. Choose a Click Clack Waste Colour (Tick one)

Metal: extra cost

Specify Metal Colour:

Galassia Ceramic / Gloss White extra cost / suitable for Galassia Basins Only

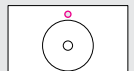
Galassia Ceramic / Dusky Matte Black extra cost / suitable for Galassia Basins Only

### 7. Choose Tap Position (Only tick if benchtop is to be supplied with no taphole)

#### Tap Position: Centred behind basin

This is the **STANDARD** configuration that will be supplied.

**NOTE:** Taphole position choices not applicable if basin has an integrated taphole.



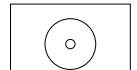
TOP VIEW

#### SUPPLY NO TAPHOLE

Please specify planned Tap Position below

#### Tap Position: In-benchtop

Installer drills hole for off-centre left or right tap positions.

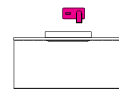


TOP VIEW

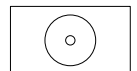
#### Tap Position: Wall-mounted

The basin is positioned further back for optimum spout clearance.

*Note: This option is only suitable for wall-mounted taps*



FRONT VIEW



TOP VIEW

### 8. Extras (Write quantity for additional Onda)

**NOTE:** One set of Onda Type A or Type B is included free with every Savoy 50 model.  
Please refer to the cabinet charts to determine the type.  
Additional Onda sets are available at an extra cost.

Type A extra cost Code: 361.1



Type B extra cost Code: 362.1



Tissue Box extra cost Code: 364.1

Merchant/Location:

Sales Person:

Customer Reference:

Customer's Signature:

By signing this you (the customer) agrees that due to the unique colours offered an order, once placed, cannot be cancelled or returned due to mistakes on this form or a change of mind.  
Please choose combinations carefully and fill out this form correctly.

Order #:

Date:

Phone:

EMAIL ORDER >

PRINT ORDER >

st.michel  
BATHROOMWARE

phone (09) 837 4276 email info@stmichel.co.nz stmichel.co.nz

June 2024