

# City 46 / with console

## ORDER FORM

### 1. Choose a Cabinet

(Tick one)

**Cabinet Description:**  
Specify size & configuration.  
City 46 -

FOR EXAMPLE: City 46 - console - 1400DB Floor - 4 Drawer

**Cabinet Code:**  
Refer to cabinet chart.

FOR EXAMPLE: 2420-F3

### 2a. Choose a Cabinet Finish for SIDES (Tick one)

White Velvet City F1 Finish

Black Velvet City F2 Finish

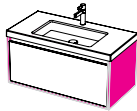
Duraplex White Gloss City F2 Finish

Textured Woodgrain City F2 Finish

Specify Textured Woodgrain Colour:

HPL Soft-Matte / Smooth City F3 Finish

Specify HPL Colour:



### 2b. Choose a Cabinet Finish for FRONT (Tick one)

White Velvet City F1 Finish

Black Velvet City F2 Finish

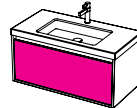
Duraplex White Gloss City F2 Finish

Textured Woodgrain City F2 Finish

Specify Textured Woodgrain Colour:

HPL Soft-Matte / Smooth City F3 Finish

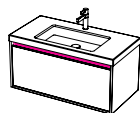
Specify HPL Colour:



### 3. Choose an ACCENT colour (Write Selection)

(Write Selection)

Specify Accent Colour:



### 4. Choose a CLICK CLACK WASTE (Write Selection)

(Write Selection)

Metal: extra cost

Specify Metal Colour:

### Additional notes:

---



---



---

Merchant/Location:

Sales Person:

Customer Reference:

Customer's Signature:

By signing this you (the customer) agrees that due to the unique colours offered an order, once placed, cannot be cancelled or returned due to mistakes on this form or a change of mind. However fronts (only) can be swapped on the City range, at extra cost, should you need a vanity makeover in the future. Please choose combinations carefully and fill out this form correctly.

EMAIL ORDER >

PRINT ORDER >

### 5. Bottom Drawer options

(Only tick if requesting non-standard supply)

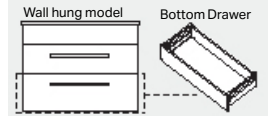
**NOTE:** Standard supply for wall-hung and floor models as shown.  
**Bottom drawer is interchangeable at no cost.**

#### Wall hung models

Bottom drawer with **NO** cut-out.  
This is the standard configuration supplied.

**ADD CUT-OUT.**

no cost

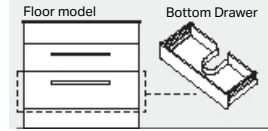


#### Floor models

Bottom drawer **WITH** cut-out.  
This is the standard configuration supplied.

**REMOVE CUT-OUT.**

no cost



### 6. Extras

(Choose quantity for additional Onda)

**NOTE:** Lulu 46 is compatible with Onda storage systems, Type A and Type B at extra cost.  
Please refer to the cabinet charts to determine compatible types.

Type A

extra cost

Code: 361.1



Type B

extra cost

Code: 362.1



Tissue Box

extra cost

Code: 364.1

**NOTE:** If a Console basin with no taphole is required, please call us.

st.michel  
BATHROOMWARE

phone (09) 837 4276 email info@stmichel.co.nz stmichel.co.nz

April 2024