

1. Choose a Cabinet (Tick one)

Cabinet Description:
Specify size & configuration.
City Tower - _____

FOR EXAMPLE: City Tower - 1400 - 1 Door - 1 Drawer

Cabinet Code:
Refer to cabinet chart. _____

FOR EXAMPLE: 2433-F3

2a. Choose a Cabinet Finish for SIDES (Tick one)

White Velvet City F1 Finish

Black Velvet City F2 Finish

Duraplex White Gloss City F2 Finish

Textured Woodgrain City F2 Finish

Specify Textured Woodgrain Colour: _____

HPL Soft-Matte / Smooth City F3 Finish

Specify HPL Colour: _____



2b. Choose a Cabinet Finish for FRONT (Tick one)

White Velvet City F1 Finish

Black Velvet City F2 Finish

Duraplex White Gloss City F2 Finish

Textured Woodgrain City F2 Finish

Specify Textured Woodgrain Colour: _____

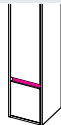
HPL Soft-Matte / Smooth City F3 Finish

Specify HPL Colour: _____



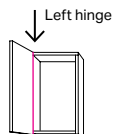
3. Choose an ACCENT colour (Write Selection)

Specify Accent Colour: _____

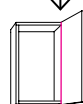


4. Choose a HINGE position (Tick one)

Left



Right hinge



Right

Additional notes:

Merchant/Location: _____

Order #: _____

Sales Person: _____

Date: _____

Customer Reference: _____

Phone: _____

Customer's Signature: _____

By signing this you (the customer) agrees that due to the unique colours offered an order, once placed, cannot be cancelled or returned due to mistakes on this form or a change of mind. However fronts (only) can be swapped on the City range, at extra cost, should you need a vanity makeover in the future. Please choose combinations carefully and fill out this form correctly.

EMAIL ORDER >

PRINT ORDER >