

Lulu 22 / with benchtop

ORDER FORM

1. Choose a Cabinet

(Tick one)

Cabinet Description:
Specify size & configuration.

Lulu 22 - _____

FOR EXAMPLE: Lulu 22 - Benchtop - 400 Wall - 1 Door

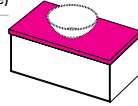
Cabinet Code:

Refer to cabinet chart. _____

FOR EXAMPLE: 4421BT1-F1

2. Choose a BENCHTOP FINISH

(Tick one)



HPL Woodgrain

Lulu BT1 Finish

Specify HPL Colour: _____

HPL Soft-Matte / Smooth

Lulu BT2 Finish

Specify HPL Colour: _____

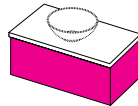
Cherry Pie® Solid Surface

Lulu BT3 Finish

Specify Cherry Pie® Colour: _____

3. Choose a CABINET FINISH

(Tick one)



White Velvet

Lulu F1 Finish

Black Velvet

Lulu F2 Finish

Duraplex White Gloss

Lulu F2 Finish

Textured Woodgrain

Lulu F2 Finish

Specify Textured Woodgrain Colour: _____

HPL Soft-Matte / Smooth

Lulu F3 Finish

Specify HPL Colour: _____

4. Choose an ACCENT colour

(Write Selection)

Specify Accent Colour: _____

5. Choose a Towel Hook & Rail

(Tick one)

NOTE: A Towel Hook is supplied with all models - self install left or right.
A Rail applies to 550 & 800 models only. Includes fixing kit for basin support.

Towel Hook ONLY:

This option applies to 400 models only.

CHROME



BLACK

WHITE

Paper / Towel Rail & Towel Hook: Applies to 550/800 Benchtop models only.

BRUSHED STAINLESS STEEL Toilet Paper / Towel Rail
+ **CHROME** Towel Hook



BLACK Toilet Paper / Towel Rail + Towel Hook

WHITE Toilet Paper / Towel Rail + Towel Hook

Towel Rail & Towel Hook:

Applies to 550/800 Benchtop models only.

BRUSHED STAINLESS STEEL Towel Rail
+ **CHROME** Towel Hook



BLACK Towel Rail + Towel Hook

WHITE Towel Rail + Towel Hook

6. Choose a BASIN

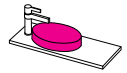
(Tick one. Write Selection/Quantity if applicable)

Matte White Basin / Solid Surface

no cost

Gloss White Basin / Mineral Cast

no cost

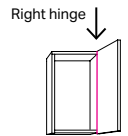
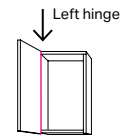


7. Choose a HINGE position

(Tick one)

Left

Right



8. Choose a CLICK CLACK WASTE

(Write Selection)

Metal: extra cost

Specify Metal Colour: _____

9. Choose Taphole Position

(Only tick if benchtop to be supplied with no taphole)

Taphole position in benchtop is standard supply

Supply with no taphole

Additional notes:

Merchant/Location: _____

Sales Person: _____

Customer Reference: _____

Customer's Signature: _____

By signing this you (the customer) agrees that due to the unique colours offered an order, once placed, cannot be cancelled or returned due to mistakes on this form or a change of mind. Please choose combinations carefully and fill out this form correctly.

Order #: _____

Date: _____

Phone: _____

EMAIL ORDER >

PRINT ORDER >

st.michel
BATHROOMWARE

phone (09) 837 4276 email info@stmichel.co.nz stmichel.co.nz

May 2024