

1. Choose a Cabinet (Tick one)

Cabinet Description:
Specify size & configuration.

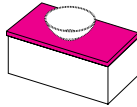
Flo 50 - benchtop -

FOR EXAMPLE: Flo 50 - benchtop - 700 Wall - 1 Drawer - 1 Concealed Drawer

Cabinet Code:
Refer to cabinet chart.

FOR EXAMPLE: 9809BT2-F1

2. Choose a BENCHTOP FINISH (Tick one)



HPL Woodgrain Flo BT1 Finish

Specify HPL Colour:

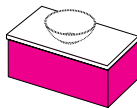
HPL Soft-Matte / Smooth Flo BT2 Finish

Specify HPL Colour:

Cherry Pie® Flo BT3 Finish

Specify Cherry Pie® Colour:

3. Choose a CABINET FINISH (Tick one)



Durashell® Classic White Satin Flo F2 Finish

Durashell® Colour Flo F3 Finish

Specify Durashell® Colour:

4. Choose a HANDLE (Write Selection)

Specify Soul Colour:

Additional notes:

5. Choose Basin(s) (Write Selection)

NOTE: Inset basins are not suitable with all concealed drawer options.
Please refer to cabinet and basin charts.

Basin Name:

Basin Code:

Basin Colour:

No Basin Required

Cabinet supplied with Blank Top (no cuts outs)
and standard plumbing cut outs in Drawer.

6. Choose a Click Clack Waste Colour (Tick one)

Metal: extra cost

Specify Metal Colour:

Galassia Ceramic / Gloss White extra cost / suitable for Galassia Basins Only

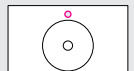
Galassia Ceramic / Dusky Matte Black extra cost / suitable for Galassia Basins Only

7. Choose Tap Position (Only tick if benchtop is to be supplied with no taphole)

Tap Position: Centred behind basin

This is the **STANDARD** configuration that will be supplied.

NOTE: Taphole position choices not applicable if basin has an integrated taphole.



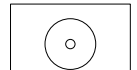
TOP VIEW

SUPPLY NO TAPHOLE

Please specify planned Tap Position below

Tap Position: In-benchtop

Installer drills hole for off-centre left or right tap positions.

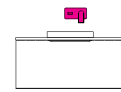


TOP VIEW

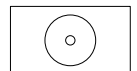
Tap Position: Wall-mounted

The basin is positioned further back for optimum spout clearance.

Note: This option is only suitable for wall-mounted taps



FRONT VIEW



TOP VIEW

8. Extras (Write quantity for additional Onda)

NOTE: One set of Onda Type A or Type B is included free with every Flo 50 model.
Please refer to the cabinet charts to determine the type.
Additional Onda sets are available at an extra cost.

Type A extra cost Code: 361.1



Type B extra cost Code: 362.1



Tissue Box extra cost Code: 364.1

Merchant/Location:

Order #:

Sales Person:

Date:

Customer Reference:

Phone:

Customer's Signature:

By signing this you (the customer) agrees that due to the unique colours offered an order, once placed, cannot be cancelled or returned due to mistakes on this form or a change of mind.
Please choose combinations carefully and fill out this form correctly.

EMAIL ORDER >

PRINT ORDER >