

Roxy 46 / with benchtop

ORDER FORM

1. Choose a Cabinet

Cabinet Description:

Specify size & configuration.

Roxy 46 - benchtop - _____

FOR EXAMPLE: Roxy 46 - benchtop - 1200 Wall - 1 Drawer

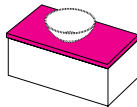
Cabinet Code:

Refer to cabinet chart. _____

FOR EXAMPLE: 9188BT2-F1

2. Choose a BENCHTOP FINISH

(Write selection)



Cherry Pie® Solid Surface

Specify Colour: _____

3. Choose a CABINET FINISH

(Tick one)

White Velvet

Roxy F1 Finish

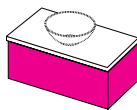
Black Velvet

Roxy F2 Finish

Textured Woodgrain

Roxy F2 Finish

Specify Textured Woodgrain Colour: _____



4. Choose a HANDLE

(Write selection)

Specify Colour: _____

5. Choose Basin(s)

(Write selection)

Basin Name: _____

Basin Code: _____

Basin Colour: _____

No Basin RequiredCabinet supplied with Blank Top (no cuts outs)
and standard plumbing cut outs in Drawer.

6. Choose a Click Clack Waste Colour

(Tick one)

Metal: extra cost

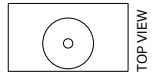
Specify Metal Colour: _____

7. Choose Taphole Position

(Tick one)

Tap Position: In-benchtop

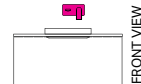
No taphole supplied. Installer drills custom taphole on-site.



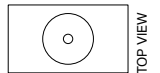
TOP VIEW

Tap Position: Wall-mounted

No taphole supplied. The basin is positioned further back for optimum spout clearance (where applicable).



FRONT VIEW



TOP VIEW

Additional notes:

Merchant/Location: _____

Order #: _____

Sales Person: _____

Date: _____

Customer Reference: _____

Phone: _____

Customer's Signature: _____

By signing this you (the customer) agrees that due to the unique colours offered an order, once placed, cannot be cancelled or returned due to mistakes on this form or a change of mind. Please choose combinations carefully and fill out this form correctly.

EMAIL ORDER >

PRINT ORDER >

st.michel
BATHROOMWARE

phone (09) 837 4276 email info@stmichel.co.nz stmichel.co.nz

August 2024