

Riva Classic 46 / with benchtop

ORDER FORM

1. Choose a Cabinet (Tick one)

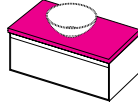
Cabinet Description:
Specify size & configuration.
Riva Classic 46 -

FOR EXAMPLE: Riva Classic 46 - benchtop - 1200DB Floor - 2 Drawer (Side by side)

Cabinet Code:
Refer to cabinet chart.

FOR EXAMPLE: 1065BT1-F1

2. Choose a BENCHTOP Finish (Tick one)



HPL Woodgrain Classic BT1 Finish

Specify HPL Colour:

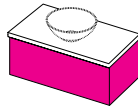
HPL Soft-Matte / Smooth Classic BT2 Finish

Specify HPL Colour:

Cherry Pie® Solid Surface Classic BT3 Finish

Specify Cherry Pie® Colour:

3. Choose a CABINET FINISH (Tick one)



White Velvet Classic F1 Finish

Black Velvet Classic F2 Finish

Duraplex White Gloss Classic F2 Finish

Textured Woodgrain Classic F2 Finish

Specify Textured Woodgrain Colour:

4. Choose a HANDLE (Write Selection)

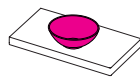
Lusso
Bar handle

Specify Lusso Colour:

5. Choose a BASIN (Tick one & write selection if applicable)

Vessel Basin

Vessel Name:



Vessel Colour:

Vessel Code:

No Basin Required

Cabinet supplied with Blank Top (no cuts outs)
and standard plumbing cut outs in Drawer.

Additional notes:

6. Choose a Click Clack Waste Colour (Tick one)

Metal (fits **all** basin options): extra cost

91503 Chrome

91504 Gloss White

91505 Matte White

91506 Matte Black

Ceramic (matches **specific** basins): extra cost

91515 Gloss White (matches Galassia basins only)

91516 Dusty Matte Black (matches Galassia basins only)

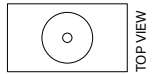
91517 Matte White (matches St Michel Matte White basins only -
i.e. Monroe, Ella Fluted, Ella, Helix, Sfera)

7. Choose Taphole Position (Tick one)

NOTE: Taphole position choices applies to benchtop models only and depend on basin size. Please refer to charts to learn more about any taphole constraints on any specific vessel basin. Taphole position choices are not applicable if the basin has an integrated taphole.

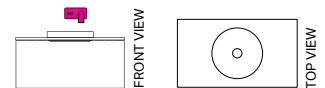
Tap Position: In-benchtop

No taphole supplied. Installer drills custom taphole on-site.



Tap Position: Wall-mounted

No taphole supplied.



8. Bottom Drawer options (Only tick if requesting non-standard supply)

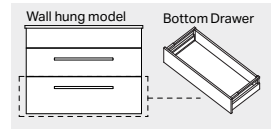
NOTE: Standard supply for wall-hung and floor models as shown.
Bottom drawer is interchangeable at no cost.

Wall hung models

Bottom drawer with **NO** cut-out.
This is the standard configuration supplied.

ADD CUT-OUT.

no cost

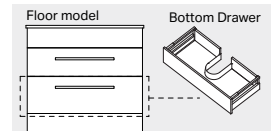


Floor models

Bottom drawer with **WITH** cut-out.
This is the standard configuration supplied.

REMOVE CUT-OUT.

no cost



9. Extras (Choose quantity for optional Onda)

NOTE: Riva Classic 46 is compatible with Onda storage systems, Type A and Type B at extra cost.
Please refer to the cabinet charts to determine compatible types.

Type A

extra cost

Code: 361.1



Type B

extra cost

Code: 362.1



Tissue Box

extra cost

Code: 364.1

Merchant/Location:

Order #:

Sales Person:

Date:

Customer Reference:

Phone:

Customer's Signature:

By signing this you (the customer) agrees that due to the unique colours offered an order, once placed, cannot be cancelled or returned due to mistakes on this form or a change of mind.
Please choose combinations carefully and fill out this form correctly.

EMAIL ORDER >

PRINT ORDER >

st.michel
BATHROOMWARE

phone (09) 837 4276 email info@stmichel.co.nz stmichel.co.nz

November 2024