

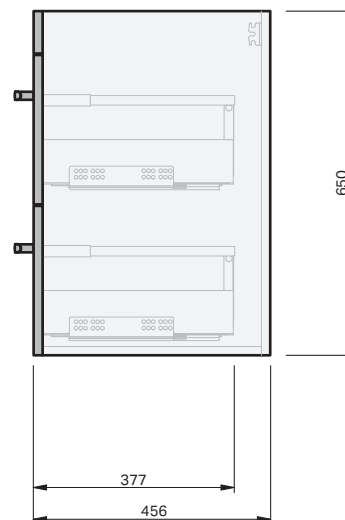
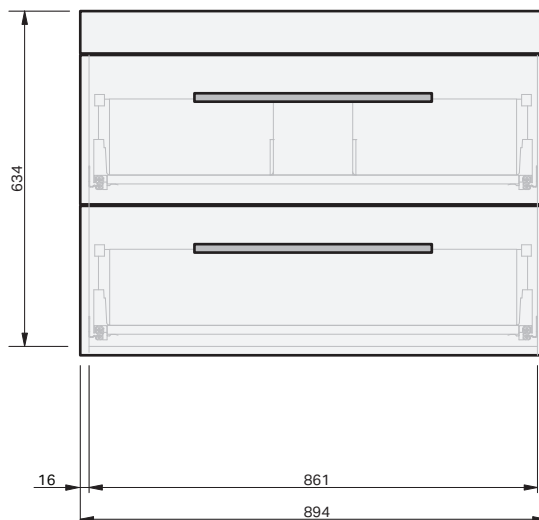
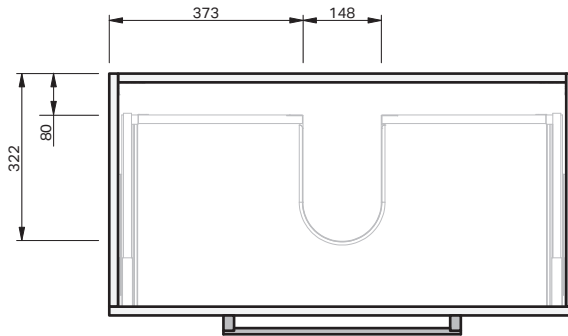
# Riva Classic 46 Console 900 Wall 2 Drawer

## CABINET SPECIFICATION



### Product Features

|                      |   |
|----------------------|---|
| Product Code         | Mineral Cast Console / 1025<br>Ceramic Console / 1045 |
| Product Description  | Riva Classic 46 - 900 - Wall                          |
| Drawer Configuration | 2 Drawer  |
| Notes                | Drawings depict cabinet only.                         |



**IMPORTANT NOTE:** Throughout this guide, dimensions may vary by  $\pm 2$ mm. Please read the installation manual for detailed information on installing the product. St. Michel pursues a policy of continuing improvement in design and manufacturing of its products. The right is therefore reserved to vary specifications without notice.

**st.michel**  
BATHROOMWARE

phone (09) 837 4276 email [info@stmichel.co.nz](mailto:info@stmichel.co.nz) [stmichel.co.nz](http://stmichel.co.nz)