

London 50 / with benchtop

ORDER FORM

1. Choose a Cabinet

(Tick one)

Cabinet Description:

Specify size & configuration.

London 50 -

FOR EXAMPLE: London 50 - benchtop - 750 wall - 1 Drawer

Cabinet Code:

Refer to cabinet chart.

FOR EXAMPLE: 1309BT1-F2

2. Choose a Cabinet Finish

(Tick one)

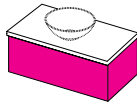
Durashell Classic White Satin

London F2 Finish

Durashell Colour

London F3 Finish

Specify Colour:



3. Choose a BENCHTOP Finish

(Tick one if applicable)

HPL Woodgrain (17.4mm thickness)

London BT1 Finish

Specify HPL Colour:

Cherry Pie® Solid Surface (20mm thickness)

London BT3 Finish

Specify Cherry Pie® Colour:

Cherry Pie® Carrara (60mm thickness)

London BT5 Finish

Only applicable for 900, 1200 & 1500 models.

4. Choose a Handle

(Tick one)

Uptown Dark Pewter Handle (**discontinued May**)

Handle code: A

Cup Handle

Specify Colour:

Handle Code: B

5. Choose a BASIN

(Tick one & write selection if applicable)

Vessel Basin

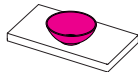
Vessel Name:

Vessel Colour:

Vessel Code:

No Basin Required

Cabinet supplied with Blank Top (no cuts outs) and standard plumbing cut-outs in Drawer.



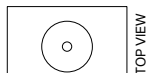
6. Choose Taphole Position

(Tick one)

NOTE: Taphole position choices applies to benchtop models only and depend on basin size. Please refer to charts to learn more about any taphole constraints on any specific vessel basin. Taphole position choices are not applicable if the basin has an integrated taphole.

Tap Position: In-benchtop

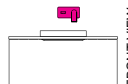
No taphole supplied. Installer drills custom taphole on-site.



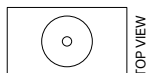
TOP VIEW

Tap Position: Wall-mounted

No taphole supplied. The basin is positioned further back for optimum spout clearance (where applicable).



FRONT VIEW



TOP VIEW

7. Choose a CLICK-CLACK WASTE COLOUR

(Tick one)

Metal (fits all basin options):

extra cost

91503 Chrome

91504 Gloss White

91505 Matte White

91506 Matte Black

Ceramic (matches specific basins):

extra cost

91515 Gloss White (matches Galassia basins only)

91516 Dusty Matte Black (matches Galassia basins only)

91517 Matte White (matches St Michel Matte White basins only - i.e. Monroe, Ella Fluted, Ella, Helix, Sfera, Cala & Malo)

8. Extras

(Choose quantity for optional Onda)

NOTE: London 50 is compatible with Onda storage systems, Type A and Type B at extra cost. Please refer to the cabinet charts to determine compatible types.

Type A

extra cost

Code: 361.1



Type B

extra cost

Code: 362.1



Tissue Box

extra cost

Code: 364.1

9. Splashback On Carrara 60mm Benchtops

(Tick one if applicable)

(discontinued 1 May)

Required by customer

Not required by customer

Additional notes:

Merchant/Location:

Order #:

Sales Person:

Date:

Customer Reference:

Phone:

Customer's Signature:

By signing this you (the customer) agrees that due to the unique colours offered an order, once placed, cannot be cancelled or returned due to mistakes on this form or a change of mind. Please choose combinations carefully and fill out this form correctly.

EMAIL ORDER >

PRINT ORDER >

st.michel
BATHROOMWARE

phone (09) 837 4276 email sales@stmichel.co.nz stmichel.co.nz

April 2025